

# Large/Mid Cap Growth

4Q18

	Symbol	Cusip
Class A	TLGAX	887432789
Class C	TLGCX	887432680



**TIMOTHY PLAN**

timothyplan.com

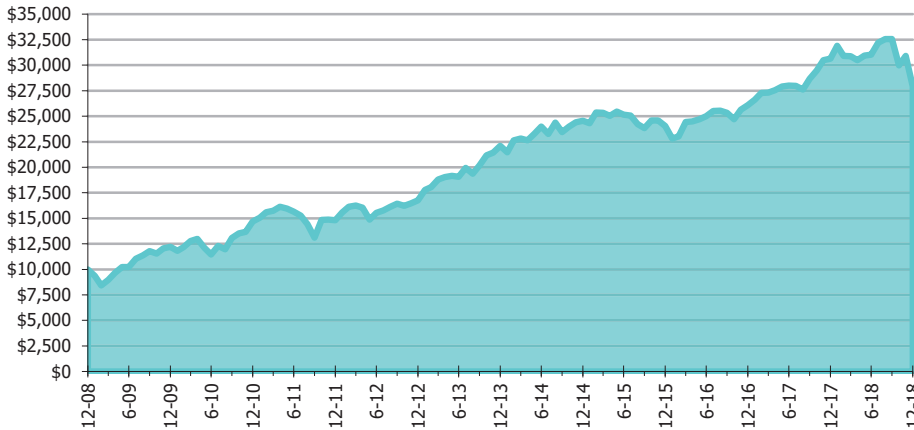
Fund Adviser: 800.846.7526

Shareholder Services: 800.662.0201

## Growth of \$10,000 Investment <sup>1,2,3</sup>

Class A Shares Value:

**\$27,741**



## Total Return <sup>1,2</sup>

	A Shares		C Shares		Russell 1000 Gr Index <sup>7</sup>
	Pre-Tax	Pre-Tax Load Adj.	Pre-Tax	Pre-Tax CDSC Adj.	
Year-to-date <sup>4</sup>	-11.47%	-16.37%	-12.14%	-12.96%	-1.51%
1 Year <sup>4</sup>	-11.47%	-16.37%	-12.14%	-12.96%	-1.51%
3 Years <sup>5</sup>	3.44%	1.51%	2.66%	2.66%	11.15%
5 Years <sup>5</sup>	3.80%	2.63%	3.04%	3.04%	10.40%
10 Years <sup>5</sup>	10.74%	10.12%	9.89%	9.89%	15.29%
Since Inception <sup>5,6</sup>	1.64%	1.33%	4.33%	4.33%	

A: 10/05/00 C: 02/02/04

## Data as of December 31, 2018.

The performance data quoted represents past performance. Past performance is no guarantee of future results, and current performance may be higher or lower than the performance data quoted. The investment return and principal value of an investment will fluctuate so that an investor's shares, when redeemed, may be worth more or less than their original cost. The maximum sales load on Class A shares is 5.5%; the maximum CDSC on Class C shares is 1%. For more current returns, including returns for the most recent month, please call your financial advisor or the Fund at (800) 846-7526. Indices are unmanaged, and one cannot invest directly in an index.

## Annual Operating Expenses <sup>(d)</sup>

	Class A	Class C
Management Fee <sup>(a)</sup>	0.85%	0.85%
Distribution/Service (12b-1 Fees)	0.25%	1.00%
Fees & Expenses of Acquired Funds <sup>(b)</sup>	0.02%	0.02%
Other Expenses <sup>(c)</sup>	0.42%	0.42%
<b>Total Annual Operating Expenses</b>	<b>1.54%</b>	<b>2.29%</b>
(Reimbursement) Recoupment	0.00%	0.00%
<b>TOTAL NET ANNUAL OPERATING EXPENSES</b>	<b>1.54%</b>	<b>2.29%</b>

(a) Management Fees include an annual fee which is paid to the Fund's Advisor, Timothy Partners, Ltd.

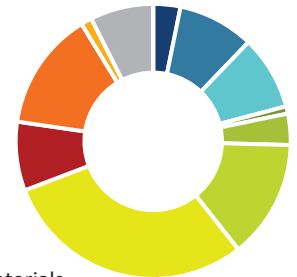
(b) Fees and expenses of Acquired Funds represent the pro rata expense indirectly incurred by the Fund as a result of investing in a Money Market Fund or other investment companies that have their own expenses. The fees and expenses are not used to calculate the Fund's net asset values and do not correlate to the ratio of Expenses to Average Net Assets found in the Financial Highlights sections of the prospectus.

(c) Other Expenses include administration fees, transfer agency fees and all other ordinary operating expenses not listed above.

(d) As of the Prospectus dated 01/30/18.

## Data As of December 31, 2018

## PORTFOLIO COMPOSITION <sup>8</sup>



### CYCLICAL

- 3% Basic Materials
- 9% Consumer Cyclical
- 9% Financial Services
- 0% Real Estate

### SENSITIVE

- 1% Communication Services
- 4% Energy
- 14% Industrials
- 30% Technology

### DEFENSIVE

- 8% Consumer Defensive
- 14% Healthcare
- 1% Utilities

### MISCELLANEOUS

- 7% Cash Equivalents
- 0% Fixed

## TOP TEN HOLDINGS <sup>8</sup>

Lowe's Companies, Inc.	3.3%
Honeywell International Inc.	2.9%
CDW Corp.	2.9%
ConocoPhillips	2.5%
Intercontinental Exchange, Inc.	2.5%
Zoetis Inc.	2.4%
Arthur J. Gallagher & Co.	2.3%
NVIDIA Corp.	2.3%
O'Reilly Automotive, Inc.	2.2%
Costco Wholesale Corp.	2.2%

## Calendar Year Total Return (Class A Shares) <sup>1,2</sup>

Year	2009	2010	2011	2012	2013	2014	2015	2016	2017	2018
Total Return	31.74%	17.50%	-0.95%	14.66%	30.91%	10.40%	-1.35%	6.94%	16.90%	-11.47%



# Large/Mid Cap Growth

4Q18

	Symbol	Cusip
Class A	TLGAX	887432789
Class C	TLGCX	887432680



## TIMOTHY PLAN

timothyplan.com  
Fund Adviser: 800.846.7526  
Shareholder Services: 800.662.0201

### Fund Sub-Advisor

Chartwell Investment Partners ("Chartwell") is owned by its employees. Chartwell utilizes a team of investment professionals, who are responsible for the day-to-day recommendations regarding the investment of the portfolio.

### Objective

The Fund's objective is long-term growth of capital. Current income is not a significant investment consideration. The fund seeks to achieve its objective by focusing on stocks of companies believed to have above-average potential for growth in revenue, earnings, cash flow or other similar criteria.

### Strategy

The Fund strives to provide above-average capital appreciation by investing in high-quality growth companies that have sustainable long-term business advantages. Investment risk is managed by focusing on companies that demonstrate financial strength, profitability and liquidity. Although diversification does not assure a profit or protect against a loss in a declining market, by investing across multiple industries and sectors, appropriate levels of diversification are attempted to be maintained, which in turn should reduce volatility and risk. After considering the moral screens, the Fund utilizes fundamental research to identify leading companies with strong competitive advantages (market share, intellectual property, brand, etc.) and proven management in industries with significant growth prospects. Emphasis is also placed on earnings quality: consistency and sustainability of earnings. The Fund employs a fully invested approach and does not attempt to time the market.



### Moral Screening

Timothy Plan is committed to maintaining biblically responsible portfolios. If you believe that one of our holdings is violating pro-life/pro-family values, please contact us.

PRO-LIFE, PURITY, FAMILY, MARRIAGE, LIBERTY, SOBRIETY, LONGEVITY, STEWARDSHIP



## TIMOTHY PLAN

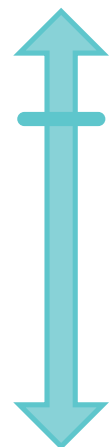
Investing with Biblical Principles

### Fund Details <sup>1</sup>

Management:	<b>Chartwell Investment Partners</b>
Management Firm's Experience:	<b>Since 1996</b>
Management Firm's Assets:	<b>\$9.2 bil</b>
Firm's Inception with Timothy Plan:	<b>1/1/2008</b>
Investment Style:	<b>Large/Mid Cap Growth</b>
Fund's Total Net Assets:	<b>\$78.5 mil</b>
Class A Inception Date:	<b>10/5/2000</b>
Class C Inception Date:	<b>2/2/2004</b>

### Portfolio Characteristics <sup>1,7,8,9</sup>

	Class A	Russell 1000 Gr Index
Price/Earnings Ratio:	<b>16.9 x</b>	<b>22.1 x</b>
Average Market Cap. (wtd):	<b>\$31.4 bil</b>	<b>\$247.4 bil</b>
Price-to-Book:	<b>4.0 x</b>	<b>5.7 x</b>
5-Year EPS Growth Rate:	<b>13.6%</b>	<b>13.5%</b>



**Higher Risk / Higher Potential Return**

- Aggressive Growth
- Emerging Markets
- Large/Mid Cap Growth
- Israel Common Values
- International
- Small Cap Value
- Large/Mid Cap Value
- Strategic Growth
- High Yield Bond
- Defensive Strategies
- Conservative Growth
- Growth & Income
- Fixed Income

**Lower Risk / Lower Potential Return**

Please see the Fund Prospectus for a complete explanation of the risks, including capitalization, stock market, excluded securities, foreign securities and value (growth) investing risks.

CAREFULLY CONSIDER THE INVESTMENT OBJECTIVES, RISKS, CHARGES AND EXPENSES BEFORE INVESTING. A PROSPECTUS IS AVAILABLE FROM THE FUND OR YOUR FINANCIAL PROFESSIONAL THAT CONTAINS THIS AND OTHER MORE COMPLETE, IMPORTANT INFORMATION. PLEASE READ IT CAREFULLY BEFORE INVESTING OR SENDING MONEY. THE TIMOTHY PLAN IS DISTRIBUTED BY TIMOTHY PARTNERS, LTD., Member FINRA (finra.org).

<sup>1</sup> Data as of December 31, 2018

<sup>2</sup> Past performance is no guarantee of future results. Share price, yield and investment returns fluctuate such that an investor's shares may be worth more or less than their original cost upon redemption.

<sup>3</sup> This chart is for illustrative purposes only and does not represent past or future performance, or portfolio composition. This hypothetical \$10,000 investment in the Fund's Class A shares for a 10 year period or since inception assumes the reinvestment of dividends and capital gains. Performance for the Fund's other share class(es) would be different.

<sup>4</sup> Cumulative.

<sup>5</sup> Annualized.

<sup>6</sup> Inception date represents commencement of the Timothy Plan's Large/Mid Cap Growth Fund.

<sup>7</sup> The Russell 1000 Growth Index is a widely recognized, unmanaged index of 1000 large-capitalization companies in the United States. The Index assumes reinvestment of all dividends and distributions and does not reflect any asset-based charges for investment management or other expenses. It is not possible to invest directly in an index.

<sup>8</sup> Portfolio holdings are subject to change at any time. References to specific securities should not be construed as recommendations by the Fund or Timothy Partners, Ltd.

<sup>9</sup> Sources include Sub-Advisor's estimate.